

Preservation of capital whilst targeting a healthy income yield (Risk Score : 25)

Launch date – January 2017

Recommended investment term is 1 year or more.

Investment Strategy Description:

Emperor's Core Income strategy invests in a wide range of assets, including money market instruments, shares (equity), bonds, property and commodities - both in South Africa and Internationally. Equity weights are selected based on finding the best value relative to each asset class.

Maximum equity exposure is 40% with no minimum limit. Foreign exposure (excluding Africa) is limited to 30.

Returns are likely to be less volatile than those of an equity-only fund or a balanced fund. A major portion of the strategy is typically invested in money market and fixed income instruments to secure an attractive income yield.

The Core Strategy is managed using rule based algorithms whereby both the asset allocation and stock selection is actively analysed and adjusted to protect, grow capital and improve risk-adjusted returns of passive investments. The Enhanced strategy is built off our building blocks that algorithmically target companies that exhibit stability, value, momentum and quality characteristics.

Investment charges:

Bundle Fee	0.75%	
Ter*	0.20%	
Transaction Costs*	0.06%	
Total Investment Charge*	1.01%	<i>* Estimate Calculation over 3 year annualized period</i>

Suitable for:

Risk averse investors who want to draw an income over an extended period.

Investors who are ideally investing for at least 1 year

Investors looking to achieving returns better than inflation, but are comfortable with lower potential return over time compared to products with more risk and higher equity exposure.

Income Yield

High

Capital Growth:

Low

Investment Risk:

Low

Targeted Return:***

CPI +1

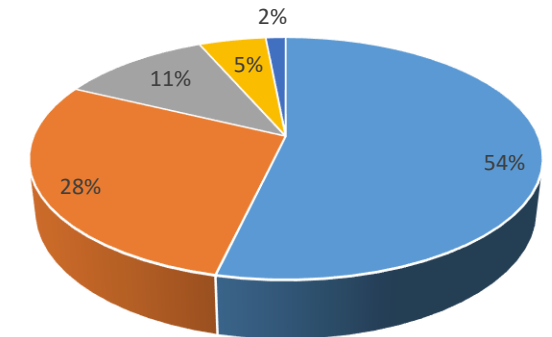
****There are no guarantees this targeted return will be earned.*

Performance Table:

Period	Emperor	Benchmark
This month	-0.41%	0.71%
Last 3 Months	2.38%	2.54%
YTD	5.30%	2.34%
Last 12 Months (Ann)	7.05%	6.47%
Since Inception (Ann)	6.12%	5.90%

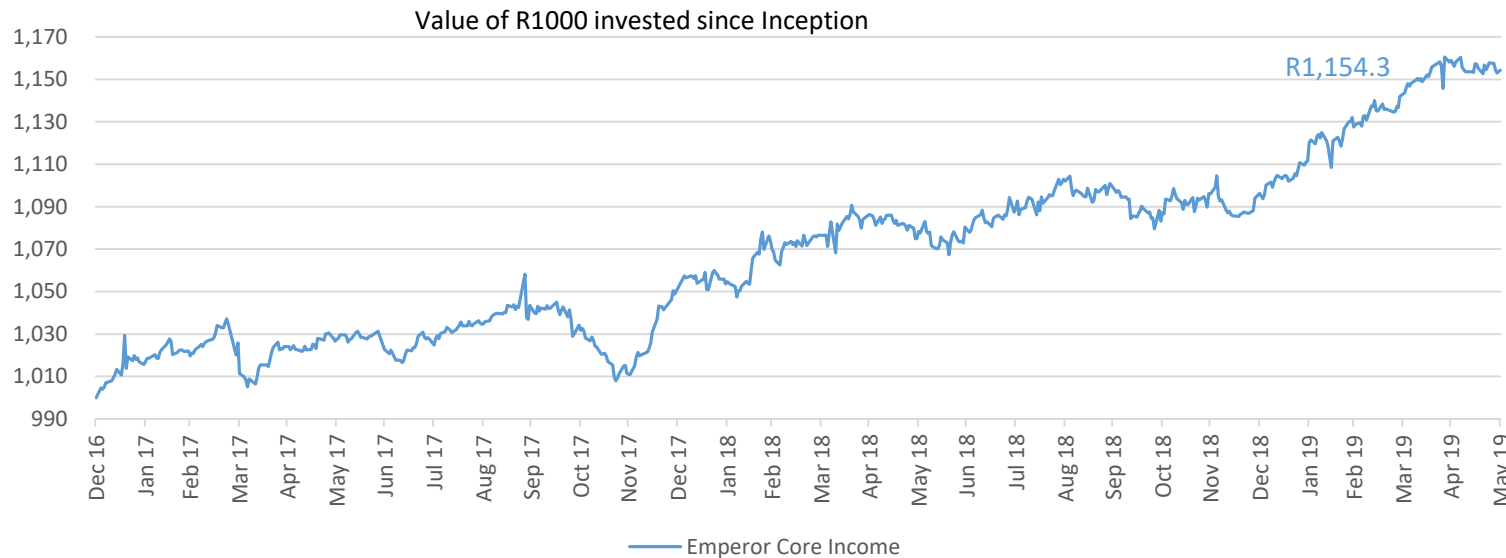
Best Month	3.71%	1.18%
Worst Month	-1.99%	-0.10%

Asset Allocation:

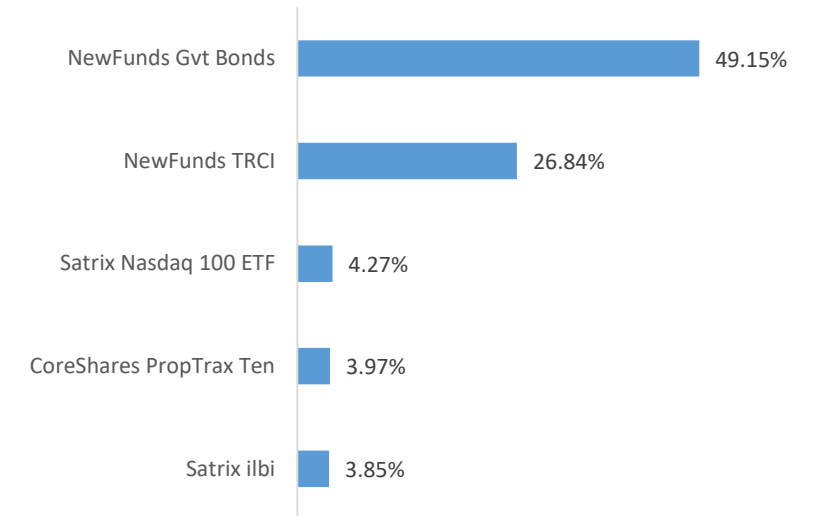


■ Bonds ■ Money Market ■ Foreign Equity ■ Property ■ Equity

Total Return:



Top 5 Holdings



The above graph is for illustrative purposes and EasyEquities does not provide any guarantee either with respect to the capital or return of the strategy.

Disclaimer:

First World Trader Proprietary Limited trading as EasyEquities ("EasyEquities") is a licensed financial services provider under the Financial Advisory and Intermediary Services Act, 2002 ("FAIS") with FSP licence no. 22588. EasyEquities is the discretionary financial services provider in respect of this strategy (which is defined as a "Bundle" in the EasyEquities Terms and Conditions and the applicable Bundle Mandate). This strategy is not a collective investment scheme as defined in the Collective Investment Schemes Control Act, 2012.

Emperor Asset Management Proprietary Limited ("EAM") is a licensed financial services provider under FAIS with FSP licence no. 44978. EAM is acting as a juristic representative (as defined in FAIS) under the FAIS licence of the Purple Group Limited to provide advice (as defined in FAIS) to EasyEquities in respect of the composition and weightings of the financial products which form part of the holdings of this strategy. EAM is not the discretionary financial services provider in respect of this strategy.

There are no guarantees that the objectives within each risk classification will be met. Not all the risks and significant issues related to or associated with the investment products are disclosed herein and therefore, prior to investing or transacting, you should fully understand the products and any risks and significant issues related to or associated with them. Individuals should undertake their own analysis and/or seek professional advice based on their specific needs before purchasing or selling investments. The value of the investment may go down as well as up. Performance information is presented net of all management fees and expenses unless marked otherwise. For all periods the performance information includes the reinvestment of dividends and interest unless otherwise noted. A schedule of fees, charges and commissions is available on request from EasyEquities. EasyEquities does not provide any guarantee either with respect to the capital or the return of the strategy. This document is for information purposes only and does not constitute advice for the purposes of FAIS. Individuals should undertake their own analysis and/or seek professional advice based on their specific needs before purchasing or selling investments.

For more information, please contact **087 940 6121**.

www.emperor.co.za
www.easyequities.co.za

Contact Us
helpme@easyequities.co.za
info@emperor.co.za

Postnet Suite 247
Private Bag X1
Melrose Arch, 2076



Johannesburg
16th Floor
25 Owl Street
Auckland Park
Johannesburg
2092