

# BALANCED ACTIVE GROWTH BUNDLE

JUNE 2019



cannon  
asset  
managers

rigour. resilience. results.

## BUNDLE FACTS

<b>Benchmark</b>	CPI + 4%
<b>Mandate Inception (CPI + 4%)</b>	January 2006
<b>Easy Equities Bundle Inception</b>	February 2018
<b>Investment Horizon</b>	> 3 Years

## INVESTMENT OBJECTIVES

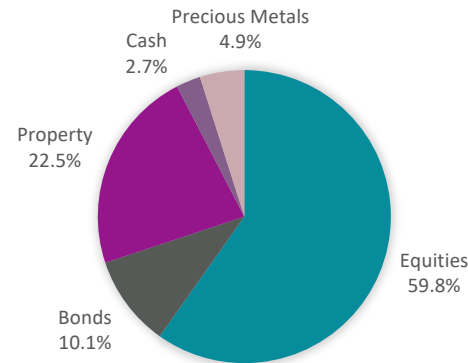
To steadily build wealth for investors over the long-term by balancing income generation and capital growth, whilst protecting the value of the investment against the risk of loss by using a mixed selection of assets.

## INVESTMENT STRATEGY

Cannon Asset Managers' Balanced Active Growth Bundle invests across all the major asset classes, including equities, property, bonds, commodities and cash to produce long-term investment returns with a moderate risk profile. The strategic allocation to the various asset classes is fixed at optimal weights, although this is varied tactically from time-to-time to protect investments against market risks or to take advantage of asset class mispricing.

The exposure within the different asset classes is managed on a passive basis, which ensures holdings deliver efficient asset-class returns and costs are kept as low as possible. The goal of the bundle is to steadily create wealth for investors over the longer term by balancing income generation and capital growth whilst managing the risk of investment losses.

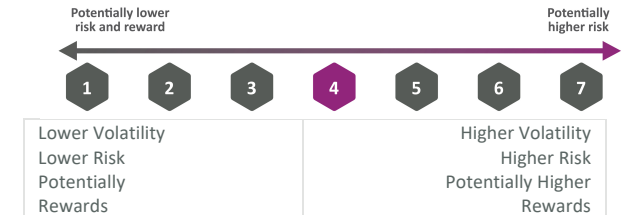
## ASSET CLASS EXPOSURE



## INVESTMENT GUIDELINES

Cannon Asset Managers' Balanced Active Growth Bundle invests in a portfolio of equities, property, bonds, commodities and cash. The bundle is managed to comply with the investment limits governing retirement funds (Regulation 28 of the Pension Funds Act). This means the bundle may hold foreign assets with an exposure of up to 30% of the investment value, with an allowance for an additional 10% for African (ex-South Africa) investments. The bundle may have exposure to growth assets, including equities (up to 60% as a medium-equity investment) and property (up to 25%). As a result, the bundle will not hold more than 85% exposure to equities and property combined and will never have less than 60% exposure to South African assets.

## SUITABLE FOR\*



The bundle is suited to investors who:

- are looking for steady, long-term capital growth ahead of consumer price inflation;
- have an investment horizon of at least three years; and
- can tolerate market fluctuations and short-term capital drawdown as part of a long-term wealth creation process.

## BENCHMARK

The investment results of the bundle are measured against two benchmarks, namely:

- the market value-weighted average return of funds in the ASISA South African Multi-Asset Medium Equity Category, as reported by Morningstar ([www.morningstar.com](http://www.morningstar.com)); and
- the rate of consumer price index inflation plus 4 percent (CPI + 4%).

As a medium-risk investment, the bundle also has an implicit objective to achieve investment returns whilst managing volatility and drawdowns such that the bundle produces a return above the rate of consumer price inflation over a rolling three-year period.



cannonassets.co.za



+27 (0)11 407 3530/3533



info@cannonassets.co.za



@CannonAssets



Cannon Asset Managers

\* Riskalyze is a cutting-edge technology that identifies your acceptable levels of risk and reward with unparalleled accuracy. Using this tool, we ensure that your portfolio aligns with your investment goals and expectations. For more information please go to [www.riskalyze.com](http://www.riskalyze.com).



## EFFECTIVE ANNUAL COST (EAC)

Underlying Fund Total Expense Ratio (TER)	0.41
Transaction Costs	0.13
Asset Management Charge	0.65
Effective Annual Cost (%)	1.19

The estimated effective annual cost is made up of (a) the weighted average of the total expense ratio (TER) of the exchange traded funds that make up the bundle; (b) a reasonable best estimate of the transaction costs incurred in managing the bundle; and (c) the asset management fee charged by Cannon Asset Managers as the bundle advisor. Keeping investment costs as low as possible is an explicit objective of Cannon Asset Managers as the bundle advisor.

All figures are quoted exclusive of value added tax (15% as of 1 April 2018). Independent financial advisors are eligible to be charged an additional advice fee of up to 0.50% per annum.

## REGULATION 28 COMPLIANCE & SAVINGS WRAPPER

Cannon Asset Managers' Balanced Active Growth Bundle is managed to comply with the restrictions and requirements imposed by Regulation 28 of the Pension Funds Act. However, investors are not obliged to invest in the TFSA bundle via a savings wrapper.

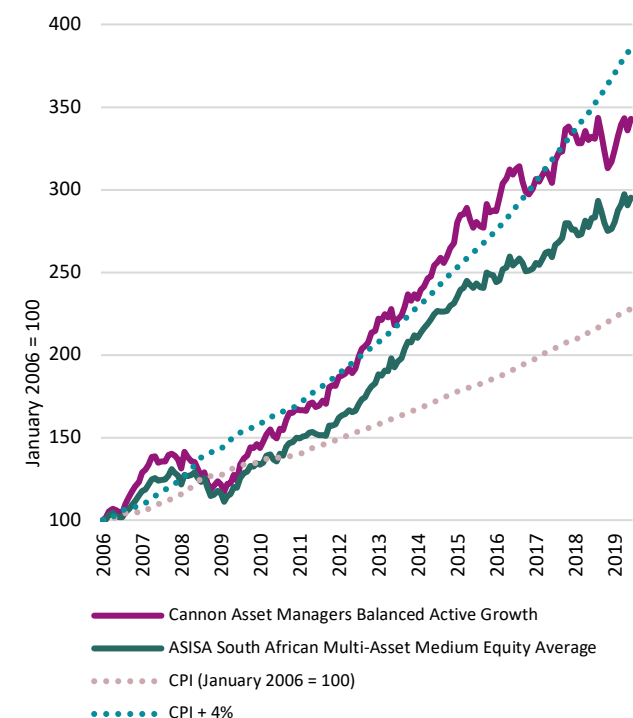
**Retirement Annuity:** If you choose to invest in the bundle via a retirement annuity, an additional fee of 0.30% per annum will be levied for the savings wrapper, increasing the effective annual cost to 1.49%.

**Living Annuity:** If you invest via a living annuity an additional fee of 0.40% per annum will be levied for the savings wrapper, increasing the effective annual cost to 1.59% per annum.

## PORTFOLIO ATTRIBUTES & INVESTMENT RESULTS

Return & Risk Attributes	Benchmark (CPI + 4%)	ASISA Average	Balanced Active Growth Bundle
Average Yearly Return (%)	10.6	8.6	9.7
Average Yearly Volatility (%)	1.0	6.2	7.9
One-Year Return	10.4	4.3	3.3
Three-Year Return	10.3	5.1	3.5
Five-Year Return	10.1	5.6	6.2
Ten-Year Return	9.8	9.4	10.7
Return Since Inception (%)	285.5	195.1	243.0
Highest Monthly Return	2.1	4.7	7.7
Lowest Monthly Return	0.1	-4.5	-5.0
Highest Annual Return	17.5	22.2	30.9
Lowest Annual Return	7.3	-12.9	-17.0
Positive Months (%)	100.0	67.7	63.4
Success Rate (%)	NA	64.3	69.0

## PERFORMANCE



¶ The return and investment performances set out in this document are for illustrative purposes only. The performance is calculated by taking the actual initial fees and all ongoing fees into account for the strategic asset allocation percentages of the TFSA bundle and all income is reinvested on the reinvestment date. For the period from 2006 to 2018, proxy data were used based on Cannon Asset Managers underlying mandates to represent the TFSA bundle's returns. The highest and lowest annual returns reported are on a rolling 12-month basis since inception, and not per calendar year; this metric is intended to capture how much the TFSA bundle and the benchmark returns have varied for a rolling 12-month period. The TFSA bundle is managed to comply with Regulation 28 of the Pension Funds Act.

‡ The Success Rate measures the instances in which the investment performance of the portfolio is ahead of consumer price inflation over the investment horizon of the portfolio, as noted under the section "Benchmark". The effective annual cost (EAC) calculation is made in accordance with ASISA effective annual cost (EAC) standard available at [www.asisa.org.za/codes-standards-guidelines/standards/](http://www.asisa.org.za/codes-standards-guidelines/standards/).

Disclaimer: There are no guarantees that the objectives within each risk classification will be met. Not all the risks and significant issues related to or associated with the investment products are disclosed herein and therefore, prior to investing or transacting, you should fully understand the products and any risks and significant issues related to or associated with the products and the investment. Investors should undertake their own analysis and/or seek professional advice based on their specific needs before purchasing or selling investments. The value of participatory interests or the investment may go down as well as up. Past performance is not necessarily a guide to future performance. Performance information is presented net of all management fees and expenses unless marked otherwise. For all periods, the performance information includes the reinvestment of dividends and interest unless otherwise noted. A schedule of fees, charges and commissions is available on request from the manager. The manager does not provide any guarantee either with respect to the capital or the return of any investment. This document is based on the minimum information you provide us and does not constitute a detailed needs analysis to produce a full record of advice. Investment performance is for illustrative purposes only. Should you require a customised, extensive risk assessment based on your needs, age, risk score and your investment horizon, please contact our sales consultants on 011 407 3530. Cannon Asset Managers (Pty) Ltd (Reg. No. 2000/025176/07) is a member of Bidvest Financial Services. Cannon Asset Managers is licensed as a financial services provider in terms of the Financial Advisory and Intermediary Services Act, 2002, FSP 736.